



**Contact TIP S+ HD**  
(Heavy Duty) for superior life performance.

More than **100 Nozzles** Styles, threaded and slip-on options, conical and tapered for difficult to access joints

**Ergonomic Handle** provides greater comfort and light weight without performance loss.

More than **250 Conductor Tube** Styles, Angles and Lengths Available

**Rotating Joint** Handle allows superior manipulation and reduces stress on welders joints

## THE NEW FORCE IN WELDING

### TIG Torche



Machined from solid billet material. Offers **better heat conductivity** and greater **strength**.

**Torch bodies** come in two models

**Extra flexible cable** increases ease of torch manipulation

**Handle** resistant to high temperatures.



**Swivel** for Greater Flexibility

### Fume Extraction MIG Gun



**Handle** specially developed for fumes extraction.

**Three sizes of bodies** for different accesses and decrease of the heat to the operator.


Many Fume Extraction **Nozzles** Available

Short, medium and long **trigger**.

**Protection Cover** with Reduced Weight and High Resistance




### Robotic MIG Guns



**Robots with Internal Cable Passage**

- Single model for all robots;
- Compact and resistant;
- Easy maintenance;
- Ultra resistant cables.



**Robots with External Cable Passage**

- Single model for all robots;
- Insulation in compressed fiber that provides high resistance and durability;
- Ultra resistant cables.

## Product Lines



TORCHES



MACHINES



ROBOTICS



CNC PLAMA



FUME EXTRACTION



AUTOMATION



ACCESSORIES

## Robotic Welding Systems

Sumig's Robotic Welding Systems Line was created to service a wide variety of duties where synchrony and perfection are required. Modules are versatile, adaptable to your needs, and ready for welding.



Preventative  
Maintenance  
Notices



Rapid  
Management of  
Process Failures



Arc Monitoring  
Resources



Optimized Robot  
Work Area



### Low Cost

Incredible cost-benefit



### Small Size

to optimize  
manufacturing area



### Compatibility

Supports all types of  
welding robots



### Neuron-S Included

Intelligent control system



Using NEURON-S, you can manage users; resources; monitor register results, status, and parameters of the production process.

### Easy Operation

Friendly and Intuitive  
interface provides simple yet  
effective resources.

### Convenient Parts Exchange

Large doors facilitate access  
to parts via hoists, cranes,  
and overhead cranes.


### Eco Friendly

Ecologic cell is fully prepared  
for operation, and is integrated  
with a welding-smoke  
aspiration system.

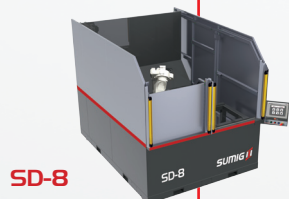
### Superior Ergonomics and Safety

In full compliance with  
international standards.


#### Small Footprint



SS-18




SD-8




SR-10


#### Smart Line




AS-10




MS 20




ML-30



RS-15



RL-25




Customcell


#### Standard Line



Anglecell



Moducell



Revocell

# SUMIG II

8600 Commodity Circle #159 - Orlando, FL 32819

+1 800 503 9717

www.sumigusa.com | sumigusa@sumig.com